



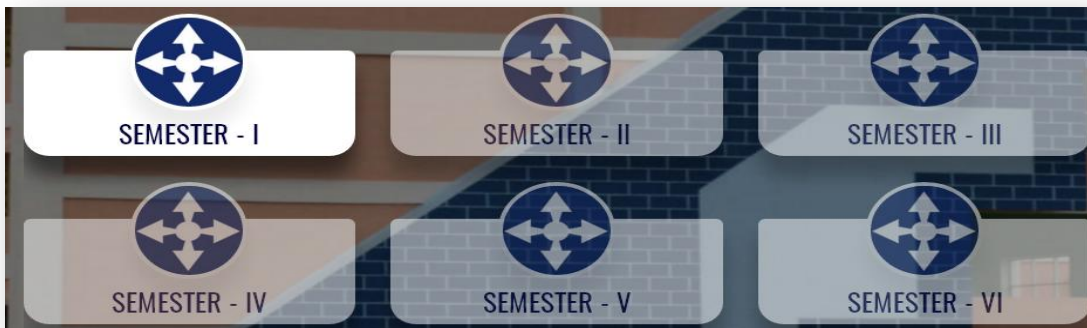
University of Gour Banga

Enrolment Form Submission & Admit Download By the Candidate

- Visit the portal www.ugbexam.net



- Click on CBCS



- Click on **Semester – I**



- Click on **Candidate Option**



- Click on **Form Submission**. The **Candidate Enrolment** window appears

Candidate Enrolment
Please enter your details.

*Registration No. :
021-1115-0601-19

*First 3 Characters of Candidate Name. :
AJA

Continue

Reset Back

Candidate Enrolment
Candidate Details

* Candidate Name:
AJAY GHOSH


* Semester :
SEMESTER - I

Continue

Back

- Provide the **Registration Number** and the **First three Characters** of the candidate's name and click on Continue.
- The Candidate's **Full Name** and the **Semester** appeared. Then click on **Continue**.
- If Registration No and first 3 character of candidate not matched with registration data then a Message "**Candidate not Found**" appears. The candidate has to recheck the data that has been provided. If found any wrong data then rectify it and click on continue. If error message persists then contact to college Principal or the University.
- The **Candidate Enrolment** Details window appears where candidate's general information and Subject combination are shown.

Candidate Enrolment Details - Balurghat College (02)

Registration Number 021-1115-0601-19	Candidate Name AJAY GHOSH	Father's/Guardian's Name DILIP GHOSH	 Ajay Ghosh.
Address * VILL-FERUSHA,PO-TEOR,PS-HILLDIST-DAKSHIN DINAJPUR,PIN-733145 Pin: 733145	Roll No. 0219GENA0015	Stream B.A.	
Semester SEMESTER - I	Category GENERAL	Gender Male	
Date of Birth * 07/12/2000	Mobile * 8372975785	E-Mail ajayghosh201920@gmail.com	

Select two subjects as DC.

<input checked="" type="checkbox"/> Bengali (BNGG) <input type="checkbox"/> GE <input checked="" type="checkbox"/> DC	<input type="checkbox"/> Education (EDCG) <input type="checkbox"/> GE <input type="checkbox"/> DC	<input checked="" type="checkbox"/> History (HISG) <input type="checkbox"/> GE <input checked="" type="checkbox"/> DC	LC1 Bengali (LO)(BNGL)
AEC1 ENVIRONMENTAL STUD...			

SUBMIT EXIT

(**For any change or correction, please contact your college**)

- Select the Subjects as per instructions given and click on the **Submit** button.
- Instructions to select subjects during Enrolment Form Fill up -

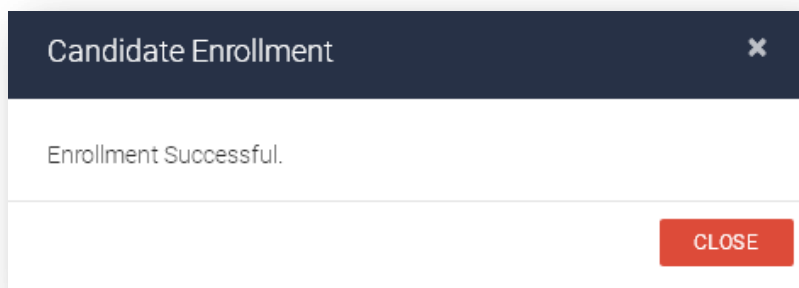
B.A. General Candidates – 2 Subjects from 3 general subjects are to be chosen as DC (Discipline Core) course, One Subject is to be chosen from 3 LC1 Subjects (BNGL/HINL/URDL) and Environmental Studies as AEC1 course.

B.A./B.Sc. Honours Candidates – Honours Subject will be DC (Discipline Core) course (DC1 & DC2), One Subject is to be chosen from 2 General Subjects as GE (Generic Elective) course, Environmental Studies as AEC1 course.

B.Sc. General Candidates – 3 general subjects will be DC (Discipline Core) course (there will not be any selection of subjects) & Environmental Studies as AEC1 course.

B.Com. General/Honours Candidates – All Subjects will be fixed (there will 2 Courses as DC [Discipline Core] i.e. DC1 & DC2 and one course as GE) and Environmental Studies as AEC1 course.

- A message will be provided as **Enrolment Successful**.



- Click on the Print button to download the Enrolment Form.



- The Enrolment Form will be downloaded as a .PDF file. Hard copy of the Form along with prescribed fees has to be submitted to the College within specified date.


Admit Card Generation

A candidate may generate and download his/her Admit card. The steps described below –

- After selection of **Candidate** option from the online portal (sequential steps mentioned earlier) click on **Admit Card**.



- An input window appears where candidate have to provide his/her University **Registration Number** and **First 3 Characters of Name** and click on **Download Admit Card**.



Admit Card
Please enter your details.


* Registration No. :

* First 3 Characters of Candidate Name. :

Download Admit Card

Reset
Back

- PDF format of Admit card is generated as shown in the following-



UNIVERSITY OF GOUR BANGA
P.O. : Mokdumpur, District - Malda, PIN - 732103, West Bengal, India

ADMITCARD


Examination : B.A. SEMESTER - I (GENERAL) Examination (Under CBCS), 2019


Name : KOUSHIK MONDAL


Son / Daughter of : GOUTAM MONDAL

Roll : 0219GENA **No. :** 0423

Registration Number : 021-1111-1560-19





College : Balurghat College				
Examination Venue : Buniadpur Mahavidyalaya				
SCHEDULE FOR EXAMINATION IN THEORETICAL PAPERS (SUBJECT TO UNAVOIDABLE CHANGES)				
Examination Day	Examination Date	Examination Starting Time	Subject Code	Course Code
			ENVS	AEC1
			EDCG	DC1
			HISG	DC1
			URDL	LC11
<small>Note: This Admit Card has been issued subject to Rules printed below. Candidate must get signed this admit card by his/her college Principal/TIC</small>		<small>Signature of the college Principal/TIC with college seal & date</small>		 <small>Controller of Examinations</small>

RULES FOR THE GUIDANCE OF CANDIDATES

1. Examination will commence and be held according to the programme notified from the office of the Controller of Examinations, University of Gour Banga.
2. In the morning of the first day of the examination, the examination hall will be opened one hour earlier than the appointed time but on all subsequent days 15 minute earlier and the doors will be closed 5 minutes before the commencement of the examination.
3. A candidate who is late by 20 minutes, may be admitted to the examination hall at the discretion of the Center-in-charge. Under no circumstances, shall a candidate who is late by more than 20 minutes be allowed to sit for the examination.